



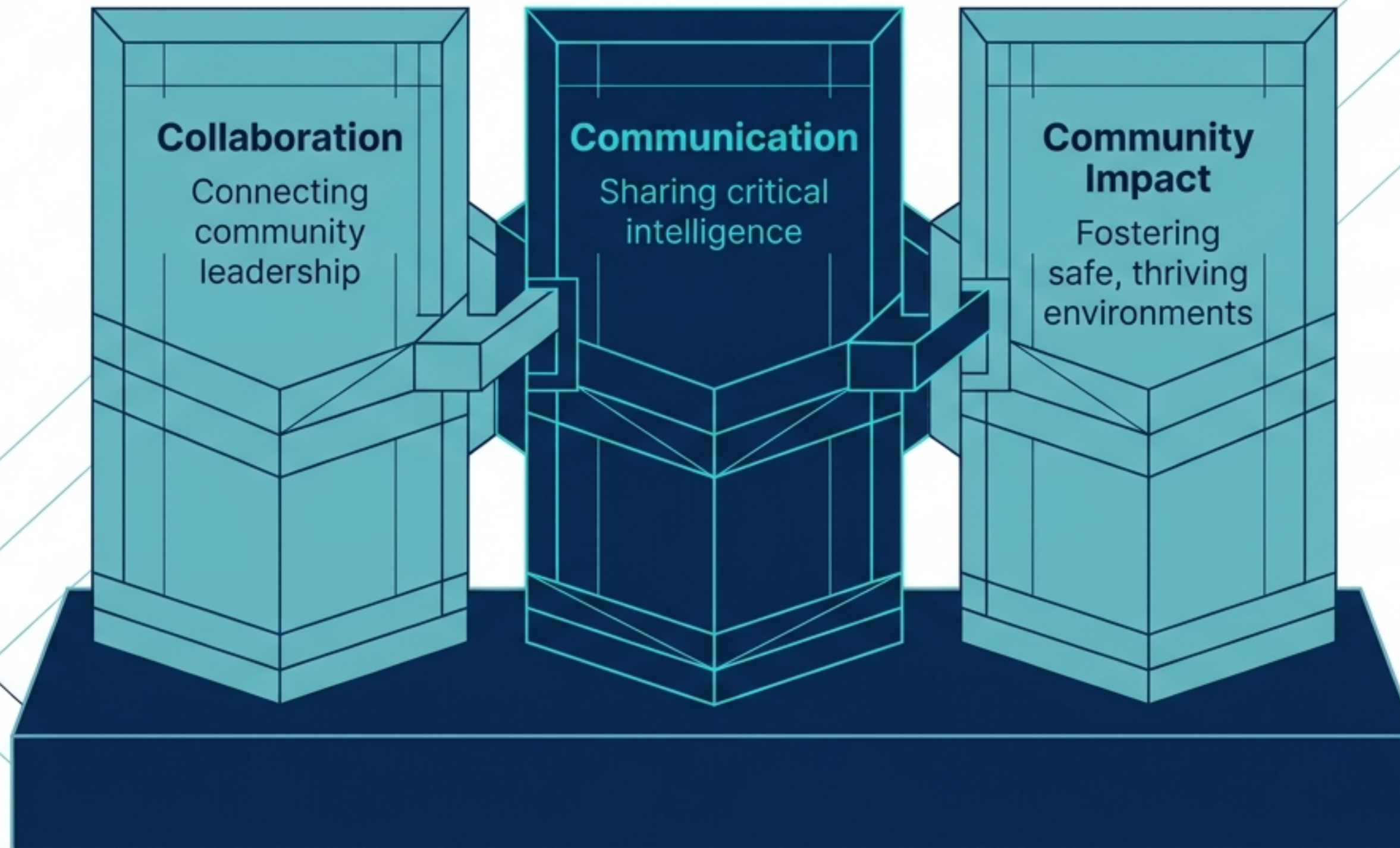
The Comprehensive Readiness Playbook

Mosque Security & Safety Guide for North Texas Communities

Protecting our institutions through prevention, awareness, and coordinated response.

A Unified Mandate for North Texas Mosques

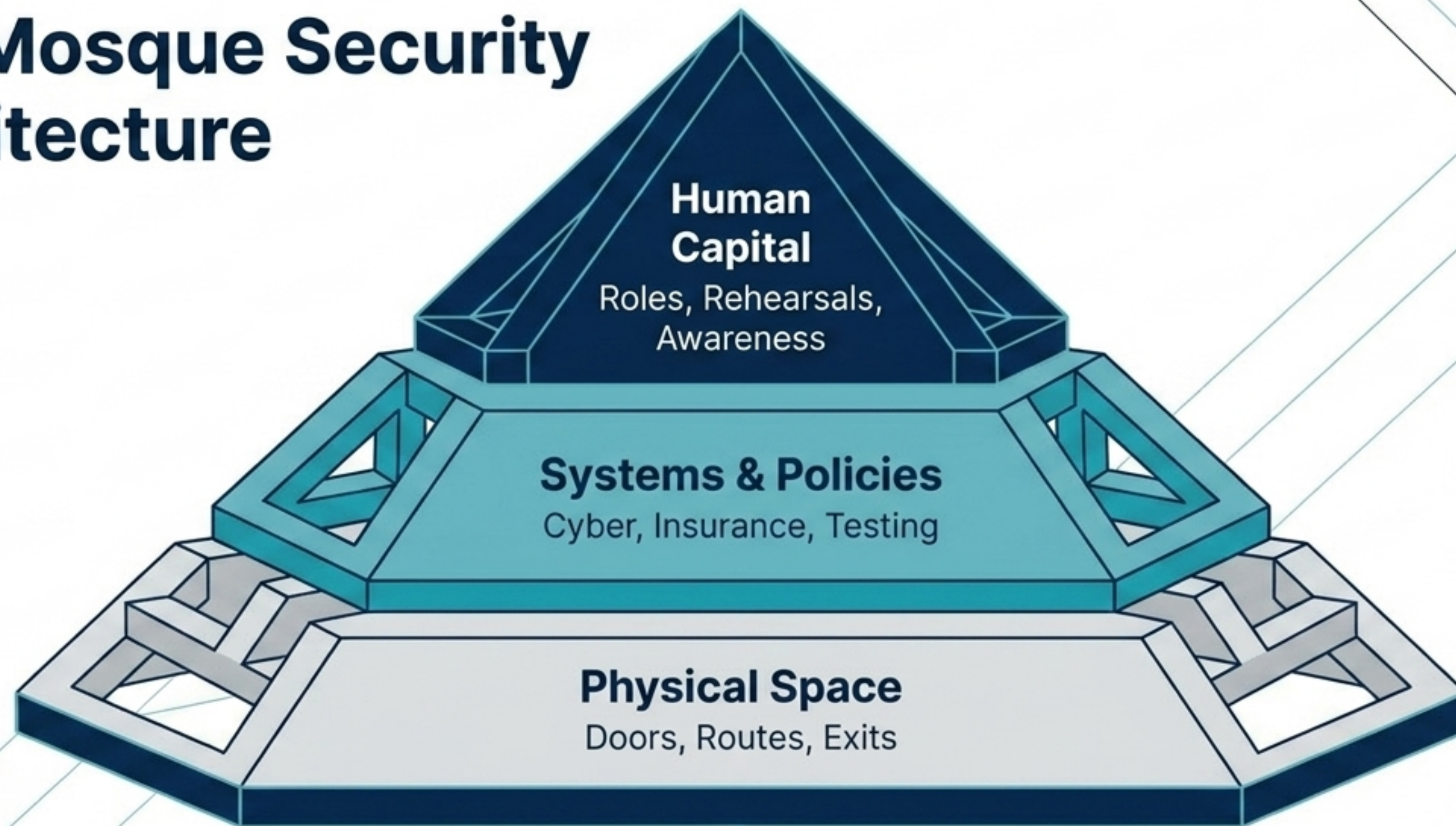
Formed in 2007, the North Texas Islamic Council (NTIC) serves as an umbrella organization advocating for mosques and Muslim organizations across the region.



Four Pillars of Community Security



The Mosque Security Architecture

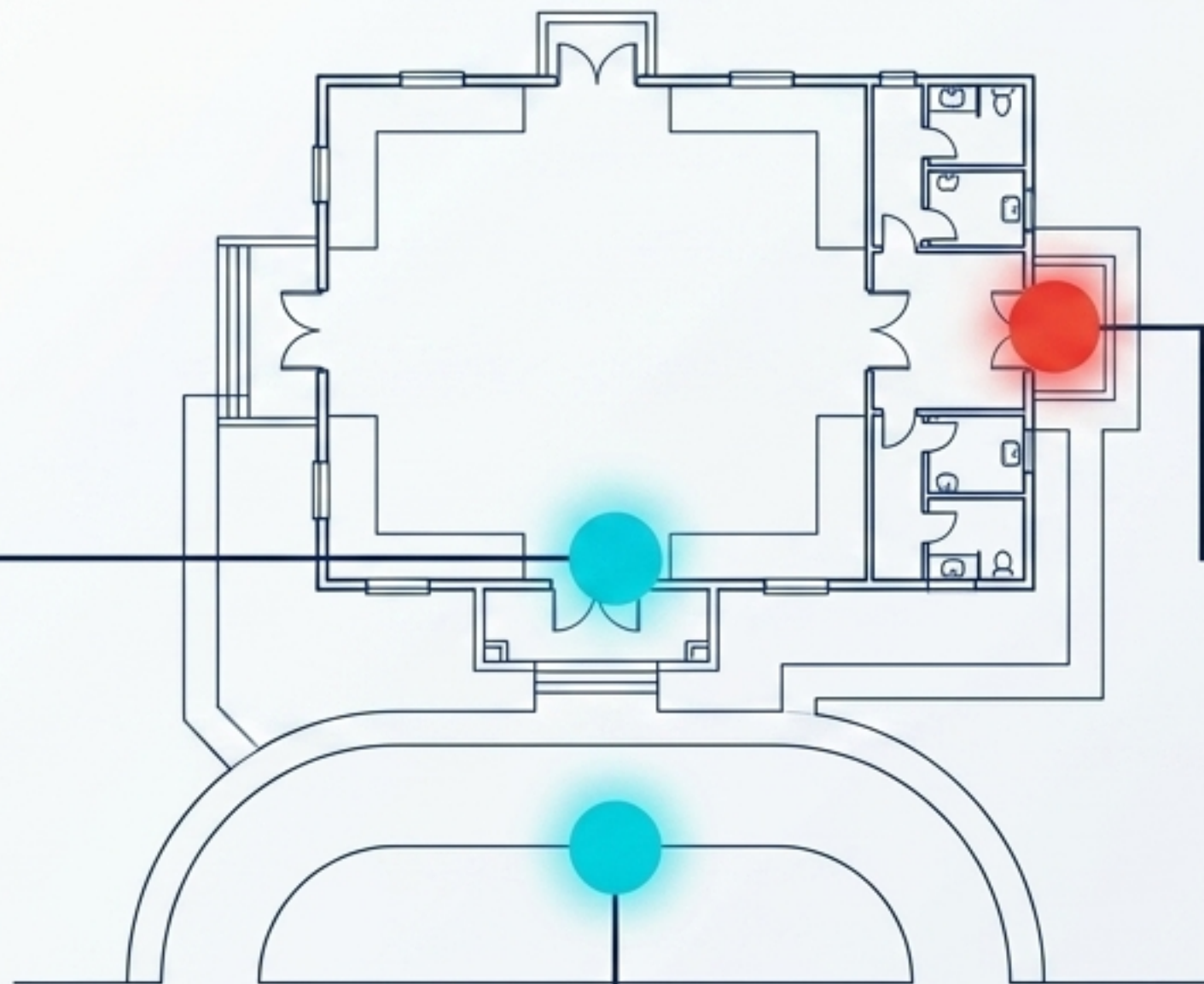


Effective security requires integrating physical boundaries with robust systems and an alert community.

Securing the Physical Perimeter

Secure Entrances

Actively monitor entry/exit points to maintain order and prevent congestion during peak prayer times.



Emergency Exits

Keep all emergency exits clearly marked, inspected, and strictly free from obstructions.

Emergency Access

Maintain clear, unobstructed exterior routes ensuring police, fire, and EMS can respond without delay.

Strengthening Systems and Administrative Defenses



Comprehensive Insurance

Maintain coverage against vandalism, theft, property damage, and liability to safeguard financial stability.



System Stress-Testing

Regularly test CCTV cameras, fire alarms, emergency lighting, and access control systems for total reliability.



Cyber Infrastructure

Secure donation systems, official websites, and community databases against unauthorized access.

Activating the Human Capital

Policy Actions

Designate Leadership

Establish Door Policies

Rehearse Procedures

Promote Situational Awareness

Human Responsibility

Assign Security Coordinators and Volunteer Team Leads.

Restrict unauthorized access via trained entrance monitors.

Conduct regular drills for fire, medical, and active threat scenarios.

Encourage all worshippers to observe and report concerns promptly.

Leadership Protection and Behavioral Vigilance



Avoid Predictable Routines

Vary travel times and routes to prevent targeted surveillance.

Communication Security

Keep phones charged, share travel plans with trusted contacts.

Home & Transit

Secure personal vehicles and home perimeters; report any threats immediately.

The Imam's Daily Spatial Map



Transit Safety

Use well-lit routes, avoid isolated locations, trust your instincts.



Mosque Arrival

Use designated secure entrances, know emergency exits, secure personal belongings.



Contingency Protocol

If followed: Do not go home. Move immediately to a public area, avoid confrontation, and contact law enforcement.

Safeguards for Teaching and Private Counseling

Visibility

Conduct meetings in highly visible locations or rooms with interior windows.

Boundaries

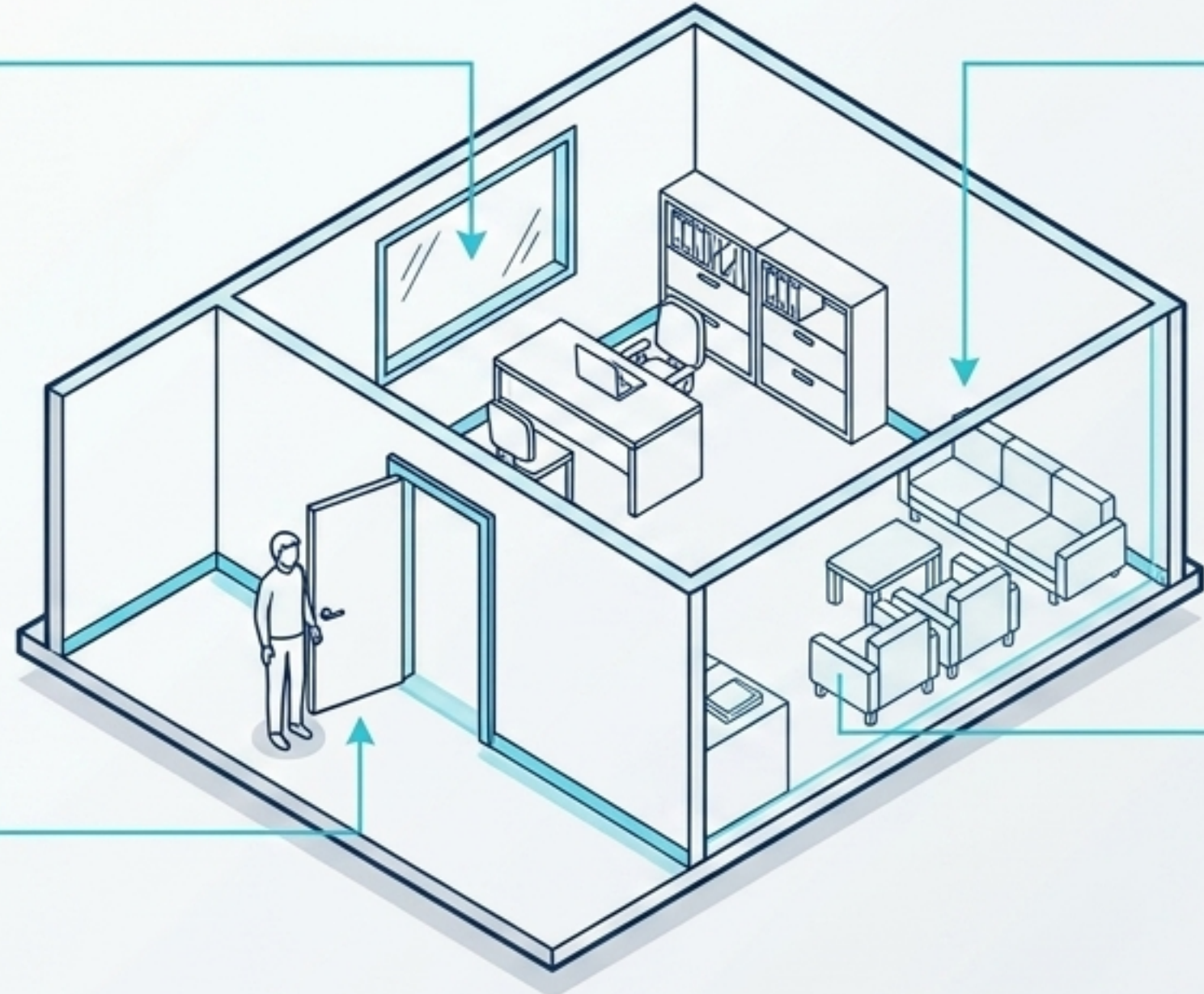
Maintain strict professional boundaries and avoid entirely isolated settings.

Proximity

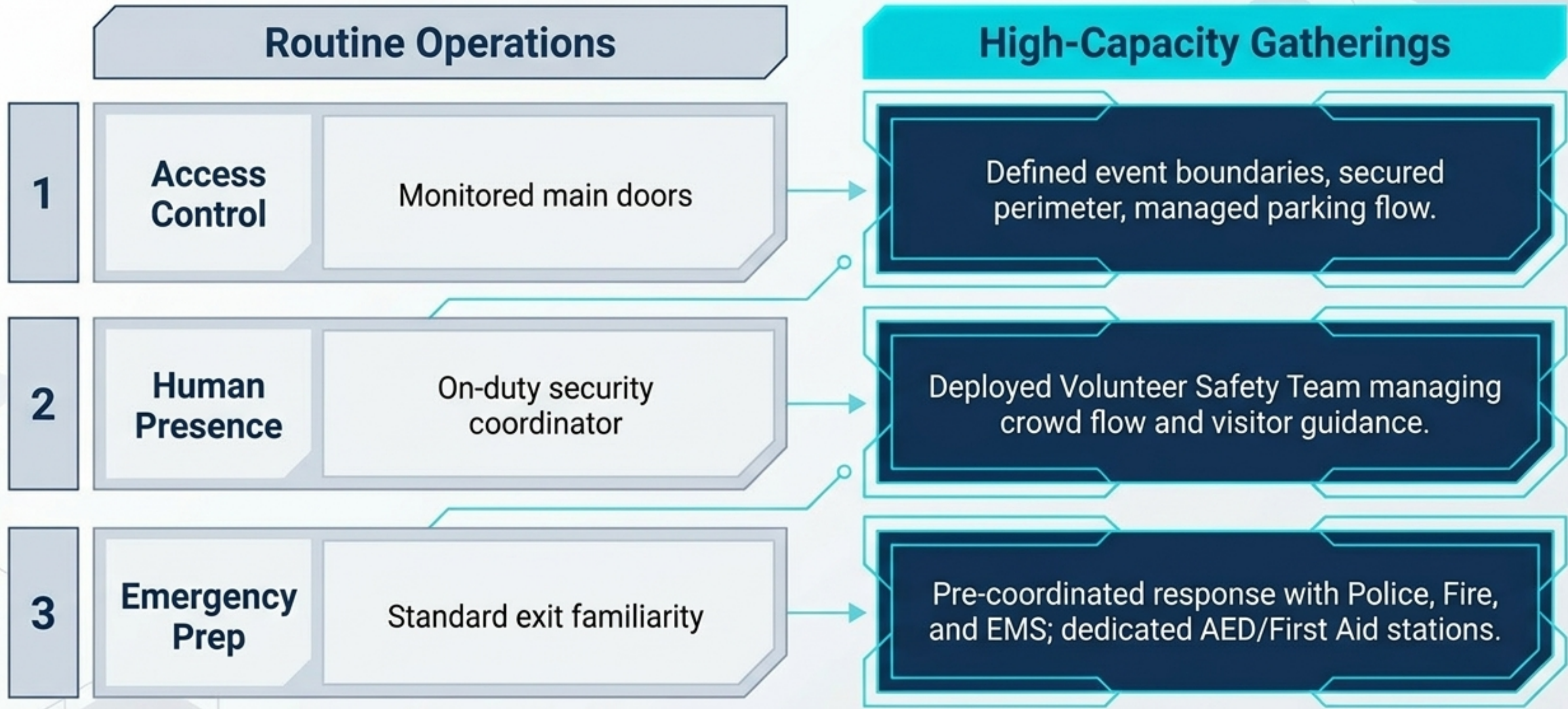
Ensure another staff member or volunteer is stationed nearby during sessions.

Documentation

Keep precise appointment records and thoroughly document any behavioral concerns.



Scaling Security: Routine vs. High-Capacity



Event Planning & Coordination Lifecycle

Step 1: Permitting

Obtain all required municipal permits and venue approvals in advance.

Step 2: Site Assessment

Conduct a full spatial assessment and estimate expected attendance.

Step 3: Inter-Agency Coordination

Liaise formally with local police, fire departments, and EMS.

Step 4: Perimeter Management

Establish clear signage and organized parking management to mitigate congestion.

Deploying the Volunteer Safety Team

Crowd Navigation

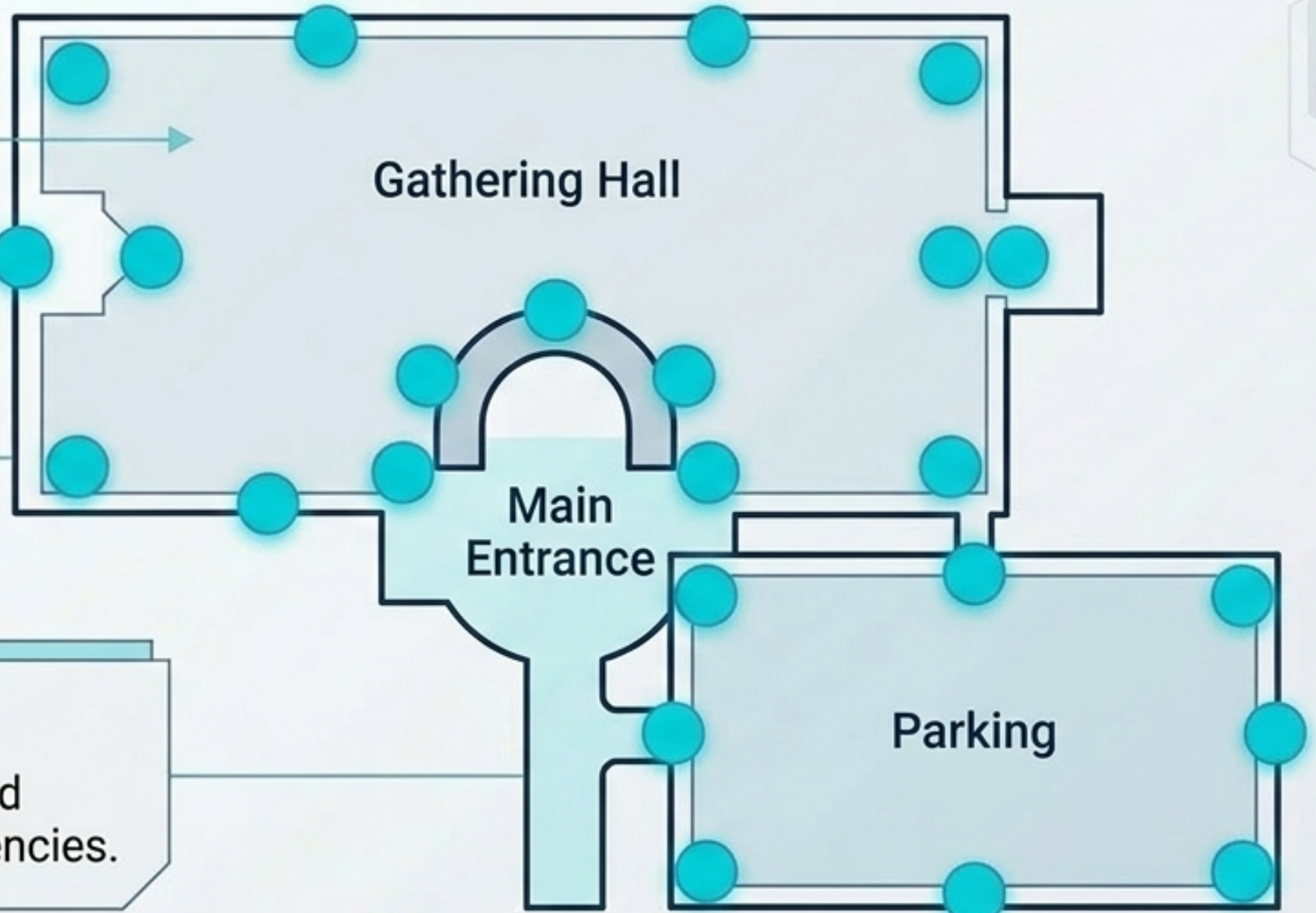
Manage crowd flow, maintain order, and provide visitor guidance.

Perimeter Monitoring

Actively monitor all temporary entrances and predefined boundaries.

First-Tier Response

Empowered to report immediate concerns and assist in directing medical or security emergencies.



High-Capacity Emergency Procedures



Environmental & Security Hazards

Establish shelter-in-place procedures for violent threats or severe weather events.



Evacuation Protocols

Pre-plan distinct evacuation routes tailored to larger crowd sizes for fire or security threats.



Medical Readiness

Ensure immediate access to AEDs, First Aid kits, and establish clear internal communication systems for medical dispatch.

Recognizing Suspicious Activity



Observation Indicators

Watch for unattended items/bags, repeated unauthorized access attempts, surveillance behavior, or threatening language.

The Golden Rule of Intervention

Observe, document, and report concerns **immediately**. Do NOT attempt to intervene directly with a potentially dangerous individual.

Responding to Islamophobic Incidents



Digital Defense and Online Safety

Mosques are increasingly targeted by digital threats requiring proactive, structural protection.

Action 1: Access Control

Require strong passwords and Multi-Factor Authentication across all platforms; restrict admin access to essential personnel.

Action 2: Human Firewall

Provide recurring cyber awareness training for all staff and volunteers.

Action 3: Active Monitoring

Regularly monitor system activity to detect unauthorized unauthorized access early.



The Spectrum of Vigilance

Passive Infrastructure

Cameras, Locks, Insurance,
Cybersecurity protocols.

Active Observation

Volunteer teams, Imam
behavioral awareness, clear
door policies.

Coordinated Response

Law enforcement liaison,
CAIR reporting, emergency
medical readiness.

Synthesis Takeaway: The ultimate security system is an informed, united, and prepared community working seamlessly across this entire spectrum.

The Reporting Nexus: Immediate & National Threats

Immediate Danger

Call 911 immediately for any active threat, urgent police intervention, fire, or medical assistance.

⇒ DIAL 911

Federal Escalation

FBI Dallas Field Office

Handles hate crimes, threats against mosques, and potential extremist threats for North Texas.

Available 24/7. Call (972) 559-5000 or submit tips at tips.fbi.gov.

Civil Rights Support and Documentation

The Documentation Checklist

In the event of an incident, record:

- ◆ Exact date and time
- ◆ Precise location
- ◆ Photos/videos
- ◆ Witness contact information
- ◆ Copies of threatening messages

Advocacy Support

Council on American-Islamic Relations (CAIR) Dallas-Fort Worth.

Provides civil rights assistance and Islamophobia-related support.

469-960-4318 | info@cairdfw.org | www.cairdfw.org

Stay Connected. Stay Prepared. Stay United.



Report anything concerning immediately.
Your vigilance protects our institutions and our future.